


Parani-ESD100/110/200/210

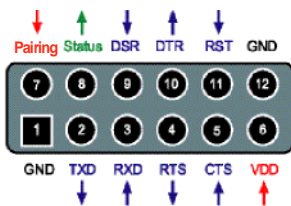


Features

- Output Interface UART, Compliant Bluetooth stack v1.2-improved AFH(Adaptive Frequency Hopping), Fast connection
- Transmit Power - ESD100/110 : Max. +18dBm
ESD200/210 : Max. +4dBm
- Receiving Sensitivity - ESD100/110 : -88dBm(0.1%BER)
ESD200/210 : -80dBm(0.1%BER)
- Compact size - ESD100/110: 27.5 x 27.7 x 14(mm)
ESD200/210: 18 x 20 x 11.7 (mm)
- Provides transparent RS232 serial cable replacement.
- Supports Bluetooth Serial Port Profile.
- Interoperability with PDA, laptops etc.
- Built-in On-board antenna included
- Supports firmware upgrade via windows-based software(ParaniUpdater)
- Working distance (In an open field):
Parani-ESD100: Class 1, Nom. 100 meters
Parani-ESD110: Class 1, Nom. 100 meters, up to 1000m using patch antenna
Parani-ESD200: Class 2, Nom. 30meters
Parani-ESD210: Class 2, Nom. 30meters, up to 300m using patch antenna
- Easy to use Windows configuration tool available.
- No external drivers required.

Pin Assignment Information

Parani-ESD100/110



Pin no.	Pin name	Direction	Description	Signal Level
1	GND		Power Ground	Ground
2	TXD	Output	UART data out	TTL
3	RXD	Input	UART data input	TTL
4	RTS	Output	UART Ready to Send	TTL
5	CTS	Input	UART Clear to Send	TTL
6	VDD	Input	DC input (3.0 ~ 3.3V)	Power
7	Pairing	Input	Pairing input (Active Low)	TTL
8	Status	Output	Bluetooth Connect Detect (Active Low)	TTL
9	DSR	Input	Data Set Ready	TTL
10	DTR	Output	Data Terminal Ready	TTL
11	RST	Input	Reset (Active Low)	TTL
12	GND		Power Ground	Ground

Parani-ESD Series

is OEM Bluetooth-Serial Module type product line based on Bluetooth technology. Parani-ESD Series is designed for integration into user devices by on-board installation. They are connected to the device via built-in UART interface and communicate with other Bluetooth device.

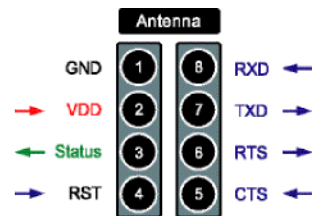
Parani-ESD Series enables RS232-based serial devices to communicate wirelessly throughout the range of 30m ~300m (Parani-ESD210-Class 2) or 100m ~ 1000m (Parani-ESD110-Class 1). Parani-ESD100/200 has a built-in on-board antenna and Parani-ESD110/210 has an antenna connector for connecting external antenna. Users can extend Bluetooth communication range by connecting the external antenna to antenna connector.

Users may configure the Parani-ESD Series by using easy-to-use Windows-based utility software or by using standard AT command set.

Typical application areas of the Parani-ESD Series include:

- RS232 cable replacement
- Truck/Bus monitoring system
- Car Diagnostics
- Wireless POS system
- Wireless machine (healthcare/industrial) monitoring
- Wireless Factory monitoring
- PLC programming
- Wireless Printing
- Wireless logistics

Parani-ESD200/210



Pin no.	Pin name	Direction	Description	Signal Level
1	GND		Power Ground	Ground
2	VDD	Input	DC input (3.0 ~ 3.3V)	Power
3	Status	Output	Bluetooth Connect Detect (Active Low)	TTL
4	RST	Input	Reset (Active Low)	TTL
5	CTS	Input	UART Clear to Send	TTL
6	RTS	Output	UART Ready to Send	TTL
7	TXD	Output	UART data out	TTL
8	RXD	Input	UART data input	TTL

OEM Bluetooth-Serial Module, Parani-ESD100/110/200/210

Specifications

Serial Interface:

- Parani-ESD100/110:
 - UART Interface, 2.54mm Header 2x6, 1200 to 230 Kbps
 - CTS/RTS flow control: Default
 - DTR/DSR for loop-back & full transfer
- Parani-ESD200/210:
 - UART Interface, 2.54mm Header 1x4x2, 1200 to 230 Kbps
 - CTS/RTS flow control: Default

Bluetooth Interface:

- Parani-ESD100/110 :
 - Bluetooth v1.2
 - Class I
 - Level - 18 dBm
 - Protocols - RFCOMM, L2CAP, SDP
 - Profiles - General Access Profile, Serial Port Profile
 - Working distance
 - ESD100 :
Nominal 100 meters
 - ESD110 :
Default Antenna - Default Antenna 100 meters
Default Antenna - Dipole Antenna 150 meters
Dipole Antenna - Dipole Antenna 200 meters
Patch Antenna - Dipole Antenna 400 meters
Patch Antenna - Patch Antenna 1,000 meters
- Parani-ESD200/210 :
 - Bluetooth v1.2
 - Class 2
 - Level - Max. 4 dBm
 - Protocols - RFCOMM, L2CAP, SDP
 - Profiles - General Access Profile, Serial Port Profile

Bluetooth Interface:

- Working distance
 - ESD200 :
Nominal 30 meters
 - ESD210 :
Default Antenna - Default Antenna 30 meters
Default Antenna - Dipole Antenna 50 meters
Dipole Antenna - Dipole Antenna 80 meters
Patch Antenna - Dipole Antenna 150 meters
Patch Antenna - Patch Antenna 300 meters

Configuration:

- * ParaniWin, ParaniWizard, ParaniUpdater
- * Modem AT command set

Power:

- * 3V~3.3V, ESD100/110 : minimum 300mA,
ESD200/210 : minimum 150mA
- * nominal power consumption of 26mA@9600bps
and 29mA@115Kbps speed

Environmental:

- * Operating temperature:
-10 c to 55 c
- * Storage temperature:
-20 c to 70 c
- * Humidity: 90% Non-condensing

Physical properties:

- Parani-ESD100/110 :
27.5 x 27.7 x 14(mm),
1.08 x 1.09 x 0.55 (in.)
- Parani-ESD200/210
18x20x11.7(mm)
0.7 x 0.78x 0.47 (in.)

Approvals:

- * FCC, MIC

Warranty:

- * 1-year limited warranty

Parani-ESD Starter Kit

Parani-ESD Starter Kit includes the evaluation board with the sample circuitry for Parani-ESD100/110/200/210 interface, power, RS232 Interface, Reset, LEDs, Pairing, H/W flow control for user device development.

Ordering Information

ESD100 Parani-ESD100 OEM Bluetooth-Serial Module-Class1 with Built-in chip antenna

ESD200 Parani-ESD200 OEM Bluetooth-Serial Module-Class2 with Built-in chip antenna

Single Pack and 50-Unit Bulk Pack

Includes :

- Embedded On-board Antenna

ESD110 Parani-ESD110 OEM Bluetooth-Serial Module-Class1 With antenna extension option

ESD210 Parani-ESD210 OEM Bluetooth-Serial Module-Class2 With antenna extension option

Single Pack and 50-Unit Bulk Pack

Includes :

- SAT : Parani-SAT Stub Antenna-SMA Male-Left Handed
- EEC : Parani-EEC 15cm Antenna Extension Cable

Optional Accessories:

- DAT : Parani-DAT Dipole Antenna-SMA Male-Left Handed
- PAT : Parani-PAT Patch Antenna-SMA R/A Female-Right Handed
- RFC : Parani-RFC 1m Antenna Extension Cable for all antennas

Parani-ESD100SK Starter Kit for Parani-ESD100


Parani-ESD110SK Starter Kit for Parani-ESD110

Parani-ESD200SK Starter Kit for Parani-ESD200

Parani-ESD210SK Starter Kit for Parani-ESD210

Includes :

- * Any one of the following modules: ESD100, ESD110, ESD200, ESD210
- * Jig board
- * DC Power Adapter
- * Serial data cable
- * CD-ROM



U.S. / Canada / South America

Tel : +1 (408) 573-7425 Fax: +1 (408) 907-3738

EU / Africa

Tel : +33 (0) 1 53 53 16 29 Fax: +33 (0) 1 70 24 70 90

Asia / Pacific

Tel : +82-2-571-8283 Fax: +82-2-573-7710

Contact us via E-mail

General Information : info@sena.com
Sales & Distribution : sales@sena.com
Technical Support : support@sena.com

SENA
www.sena.com

For more information, please visit us at
<http://www.sena.com>